

# 14,744

# Hunt County Firefighter's Association

FILED FOR RECORD  
at 11:40 o'clock a M

AUG 08 2017

JENNIFER LINDENZWEIG  
County Clerk, Hunt County, TX  
By *J. Lindenzweig*

Thirteen Departments One Goal,


Serving The Citizens of Hunt County

## Quarterly Report

## April-June 2017

Prepared By: Chief Ryan Biggers, President HCFA

**October - December 2016  
Volunteer Department's Total Call Volume**

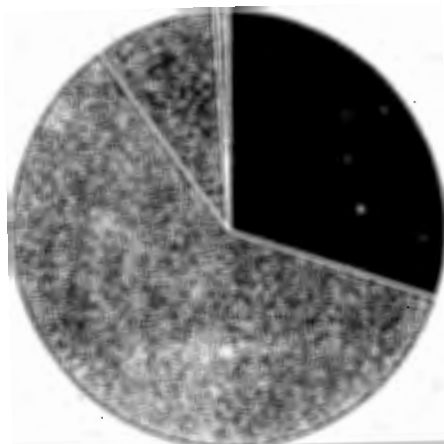


■ Fire   ■ EMS   ■ MVA   ■ Technical Rescue

Type Of Call	Caddo	Campbell	Cash	Celeste	L.O.	Merit	Quinlan	T.S.	U.V.	W.T.	W.C.	TOTAL
Fire	54	24	72	35	36	19	39	44	56	44	30	453
EMS	74	75	81	38	75	46	332	69	79	147	38	1054
MVA	37	12	8	8	10	3	6	4	14	10	5	117
Technical Rescue	0	0	1	0	0	0	0	5	0	4	0	10
	165	111	162	81	121	68	377	122	149	205	73	1634

Type Of Call	Caddo	Campbell	Cash	Celeste	L.O.	Merit	Quinlan	T.S.	U.V.	W.T.	W.C.	TOTAL
No Unit Available	32	6	0	0	3	0	41	20	14	2	0	118

**January - March 2017  
Volunteer Department's Total Call Volume**

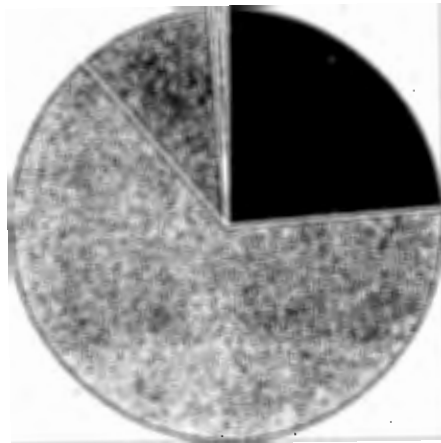


■ Fire ■ EMS ■ MVA ■ Technical Rescue

Type Of Call	Caddo	Campbell	Cash	Celeste	L.O.	Merit	Quinlan	T.S.	U.V.	W.T.	W.C.	TOTAL
Fire	51	97	81	35	52	48	57	35	49	49	21	575
EMS	58	80	119	59	68	62	347	94	92	126	40	1145
MVA	53	14	54	11	4	0	11	6	17	2	2	174
Technical Rescue	0	0	4	0	0	0	0	6	1	8	0	19
	162	191	258	105	124	110	415	141	159	185	63	1913

Type Of Call	Caddo	Campbell	Cash	Celeste	L.O.	Merit	Quinlan	T.S.	U.V.	W.T.	W.C.	TOTAL
No Unit Available	27	6	0	1	20	0	49	17	8	2	0	130

**April - June 2017  
Volunteer Department's Total Call Volume**




■ Fire ■ EMS ■ MVA ■ Technical Rescue

Type Of Call	Caddo	Campbell	Cash	Celeste	L.O.	Merit	Quinlan	T.S.	U.V.	W.T.	W.C.	TOTAL
Fire	44	31	54	18	28	30	47	23	34	47	29	385
EMS	80	77	122	41	69	59	288	86	81	111	40	1054
MVA	35	12	49	12	7	8	19	5	12	3	6	168
Technical Rescue	0	0	1	1	0	0	2	13	0	9	0	26
	159	120	226	72	104	97	356	127	127	170	75	1633

Type Of Call	Caddo	Campbell	Cash	Celeste	L.O.	Merit	Quinlan	T.S.	U.V.	W.T.	W.C.	TOTAL
No Unit Available	21	5	0	1	9	0	50	9	13	5	0	113

**October - December 2016  
Paid Department's Total Call Volume**



- Fire
- EMS
- MVA
- Technical Rescue
- No Unit Available

Type of Call	Greenville Fire-Rescue	Commerce Fire Department	TOTAL
Fire	277	44	<b>321</b>
EMS	840	154	<b>994</b>
MVA	116	8	<b>124</b>
Technical Rescue	1	0	<b>1</b>
No Unit Available	0	0	<b>0</b>
	1234	206	<b>1440</b>

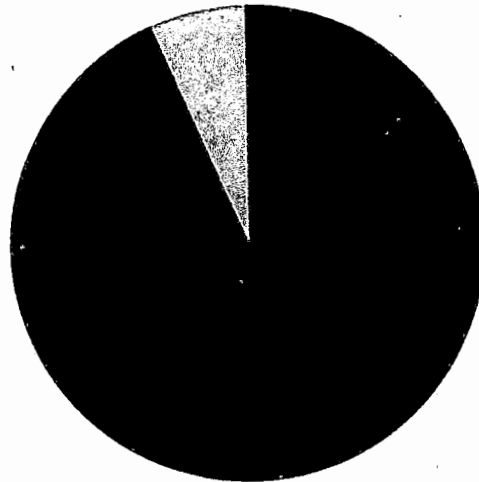
**January - March 2017  
Paid Department's Total Call Volume**



- Fire
- EMS
- MVA
- Technical Rescue
- No Unit Available

Type of Call	Greenville Fire-Rescue	Commerce Fire Department	TOTAL
Fire	245	107	<b>352</b>
EMS	851	251	<b>1102</b>
MVA	85	31	<b>116</b>
Technical Rescue	0	0	<b>0</b>
No Unit Available	0	0	<b>0</b>
	<b>1181</b>	<b>389</b>	<b>1570</b>

**April - June 2017  
Paid Department's Total Call Volume**



- Fire
- EMS
- MVA
- Technical Rescue
- No Unit Available

Type of Call	Greenville Fire-Rescue	Commerce Fire Department	TOTAL
Fire	142	63	205
EMS	885	263	1148
MVA	78	16	95
Technical Rescue	0	5	5
No Unit Available	0	0	0
	1105	347	1452